# MWLFT 100-12h
# 12V 100Ah

**Compliance with standards**

PN-EN 60896-21:2007
PN-EN 60896-22:2007
PN-EN 61056-1:2008
PN-EN 61056-2:2003(U)
PN-E-83016:1999

MW Power MWLFT (AGM) VRLA series batteries are intended for use in power systems
reserve in telecommunications. Due to removal terminal in the front part is possible
placing the batteries side by side and connecting at the front
with short connectors. The dimensions allow for installing 4 blocks on 1 shelf in a 19" and 21" cabinet.
The designed service life is 15 years for 20-25 oC



## Specifications

| | | |
|---|---|---|
| Nominal Voltage | | 12V |
| Nominal Capacity | | 100,0 Ah |
| Dimensions<br>ABS housing/(UL94-HB)<br>optional UL94-V0 | Length | 395 mm |
| | Width | 110 mm |
| | Height | 287 mm |
| | Height Total | 287 mm |
| Weight | | 31,0 kg |

## Drawing

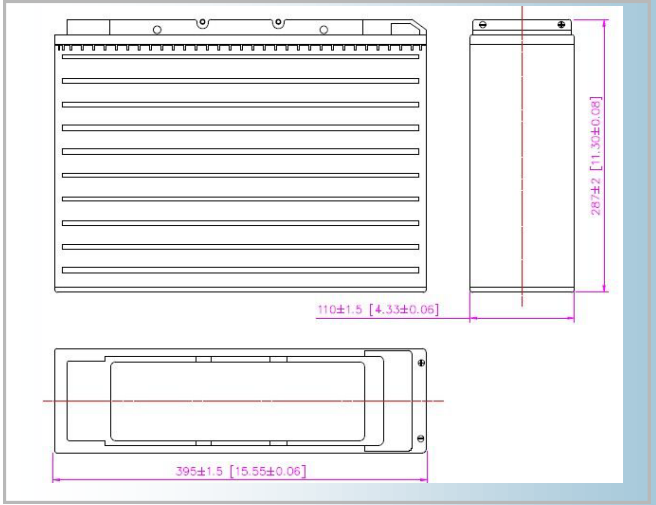


## Characteristics

| | | |
|---|---|---|
| Capacity at 25oC and cut-off voltage 10.5V | 20h | 104,0 Ah |
| | 10h | 100,0 Ah |
| | 5h | 88,0 Ah |
| Resistance | Charged. | 5 mΩ |
| Capacity | at 20°C | 100% |
| | at 0°C | 85% |
| | at -15°C | 65% |
| Self Discharge | 3 m-ce | 91% |
| | 6 m-cy | 82% |
| | 12 m-cy | 64% |
| Terminal | Bolt M8 | |
| Charging Voltage | Maintenance | 13,50-13,80V |
| | Cyclic | 14,40-15,00V |
| Max. charging current | 31,0 A | |
| Max. discharge current | 800 A (5 sek.) | |

Operating temperatures:
Discharging: -20°C ÷ 50°C
Charging: -20°C ÷ 50°C
Storage: -20°C ÷ 50°C

Discharge characteristic at 25 oC

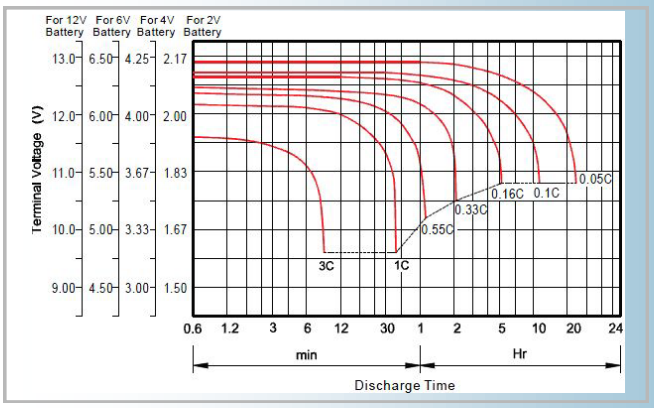


## Terminal

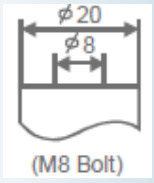

# MWLFT 100-12h
# 12V 100Ah

**Zgodność z normami**

PN-EN 60896-21:2007
PN-EN 60896-22:2007
PN-EN 61056-1:2008
PN-EN 61056-2:2003(U)
PN-E-83016:1999

**Battery life for buffer operation**

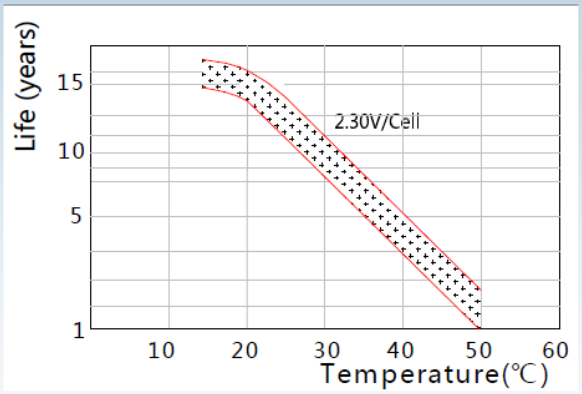


**Charging voltage depending on the temperature**

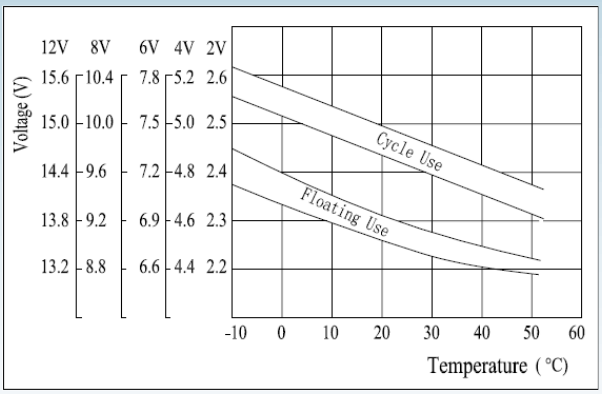


**Constant current discharge characteristics (A, 25°C)**

| F.V/TIME | 15min | 30min | 60min | 2h | 3h | 4h | 5h | 6h | 8h | 10h | 20h |
|---|---|---|---|---|---|---|---|---|---|---|---|
| 9.60V | 162 | 98.0 | 62.0 | 36.5 | 25.5 | 20.9 | 17.9 | 15.6 | 12.2 | 10.2 | 5.34 |
| 9.90V | 158 | 96.0 | 61.1 | 36.3 | 25.4 | 20.8 | 17.7 | 15.5 | 12.2 | 10.2 | 5.33 |
| 10.2V | 152 | 93.1 | 59.5 | 36.0 | 25.2 | 20.6 | 17.6 | 15.4 | 12.1 | 10.1 | 5.32 |
| 10.5V | 147 | 90.8 | 58.3 | 35.5 | 25.0 | 20.5 | 17.5 | 15.3 | 12.0 | 10.1 | 5.29 |
| 10.8V | 139 | 87.5 | 56.5 | 34.6 | 24.3 | 19.9 | 17.0 | 14.8 | 11.6 | 10.0 | 5.25 |

**Constant current discharge characteristics (Watt, 25°C)**

| F.V/TIME | 15min | 30min | 60min | 2h | 3h | 4h | 5h | 6h | 8h | 10h | 20h |
|---|---|---|---|---|---|---|---|---|---|---|---|
| 9.60V | 1775 | 1100 | 707 | 423 | 300 | 246 | 211 | 184 | 145 | 122 | 64.1 |
| 9.90V | 1733 | 1078 | 696 | 421 | 298 | 244 | 210 | 183 | 145 | 121 | 64.0 |
| 10.2V | 1669 | 1045 | 679 | 417 | 296 | 243 | 208 | 182 | 144 | 121 | 63.8 |
| 10.5V | 1612 | 1019 | 665 | 411 | 294 | 241 | 207 | 181 | 143 | 120 | 63.4 |
| 10.8V | 1527 | 982 | 645 | 400 | 285 | 234 | 201 | 175 | 138 | 119 | 63.0 |