USER MANUAL

Touch Screen Navigational Light Control Systems

www.marineledlight.com

CONTENTS

1 OVERVİEW..... 2

1.1 Descriptrion 4

1.2 Design 4

1.3 Pacage contents 4

1.4 Installation and configuration procedure..... 4

2 SAFETY INSTRUCTIONS..... 3

3 TECHNICAL CHARACTERISTICS..... 4

3.1 Outlines 4

3.2 Codes..... 4

4 INSTALLATION..... 4

4.1 Information on Electromagnetic Compatibility..... 5

4.2 Information on Compass Protective Distance..... 5

4.3 Carriage and Performance Requirements..... 5

4.4 Standards and Test Standards..... 5

4.5 EU Regulations and Directives..... 5

5 CONFIGURATION..... 5

5.1 Configuration..... 5

5.2 Enter / Exit configuration mode 5

5.3 Configuration screens..... 5

6 OPERATING INSTRUCTIONS..... 5

6.1 Normal operation mode..... 5

6.2 Manual operation mode..... 5

1 Overview

1.1 Description

The NL Touch Panel is a programmable control and monitoring system for navigation and signal lights. It enables easy control of light configurations on the main unit without the need for external devices. Its modular design allows adaptation to all types and sizes of vessels, facilitating seamless integration into ship control systems.

At the core of the NL Touch Panel is a central unit equipped with a touch interface, designed for user-friendly and intuitive operation. All versions offer a feature that automatically provides dual inputs for both main and emergency power sources.

The NL Touch Panel continuously monitors the status of illuminated lights and light circuits by closely observing the current. If the current falls below the predefined threshold, it promptly activates an alarm, transitioning the system into an alert state. The NL Touch Panel has undergone testing and is compatible not only with standard bulbs but also with the MOSNL50U, MOSNL50S, and MOSNL50D series of LED navigation lights.

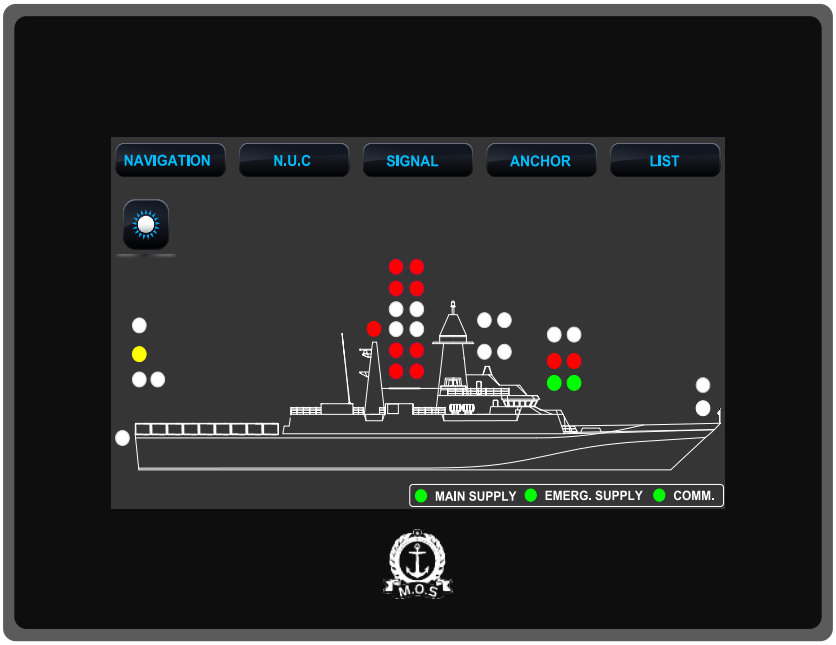

With a capacity to control 16 lighthouse outputs, it's fortified with short-circuit and overload protection. The main unit, intertwined with modules, provides an internal power source and empowers the lights with an independent power supply. Particularly, equipped with an automatic switching feature between the main and emergency power sources, continuity is ensured even during the most critical moments. While the module gains attention with its short-circuit and overload protection, the input modules initiate the operation of the lights and ensure constant control. When any malfunction or alarm is detected, quick and effective alerts are sent out. Lastly, all light input circuits are double-insured with dual protection.

TOUCH SCREEN NAVIGATION LIGHTS CONTROLLER

- Completely programmable light presentation features (name, number, color, shape, position, backup light availability)
- Touchscreen panel with a colorful display
- Instantly turn off all lights with a single button press
- Compatibility with LED lights
- Automatic transition to backup light
- Alarm in case of main navigation light failure
- A single module with a capacity of 16 lighthouse outputs
- Module interconnections with original connectors for easy installation and setup
- Designed with short-circuit and overload protection.
- Ethernet on all models
- RS485 is available



These ingenious solutions collectively represent a new era in maritime illumination and control. The NL Touch Panel and Lighthouse Control Module deliver not only safety but also efficiency through their comprehensive features and seamless integration, revolutionizing how navigation and signal lights are managed and monitored.

This advanced system offers a fully customizable light presentation, allowing you to control various aspects such as names, numbers, colors, shapes, positions, and backup light availability. The touchscreen panel enhances user interaction with its vivid display. Simplify operations by instantly extinguishing all lights using a single

You can seamlessly connect LED lights to this system, ensuring modern and efficient illumination. The system's automatic transition to backup lights guarantees uninterrupted functionality. In the event of a main navigation light malfunction, an alarm will promptly alert you, maintaining safety standards.

Furthermore, the system features convenient module interconnections facilitated by original connectors and cables, streamlining installation and setup. Experience unmatched control and efficiency in light management with this state-of-the-art solution.

1.2 Design

NLC-XX Touch Panel / Horrizontally

Front View

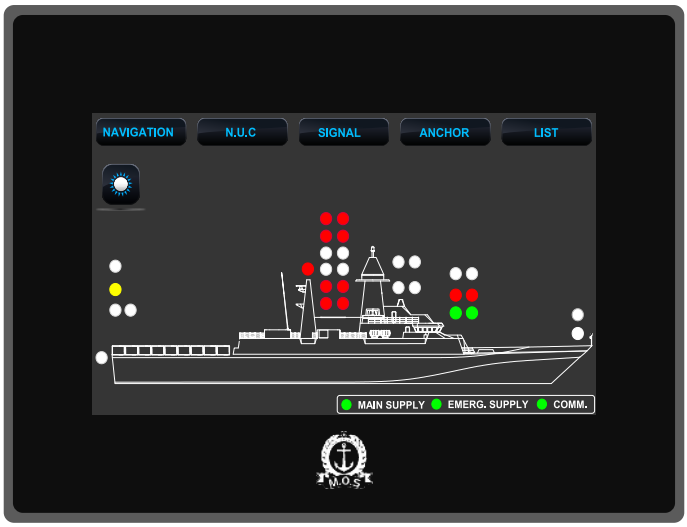

Back View

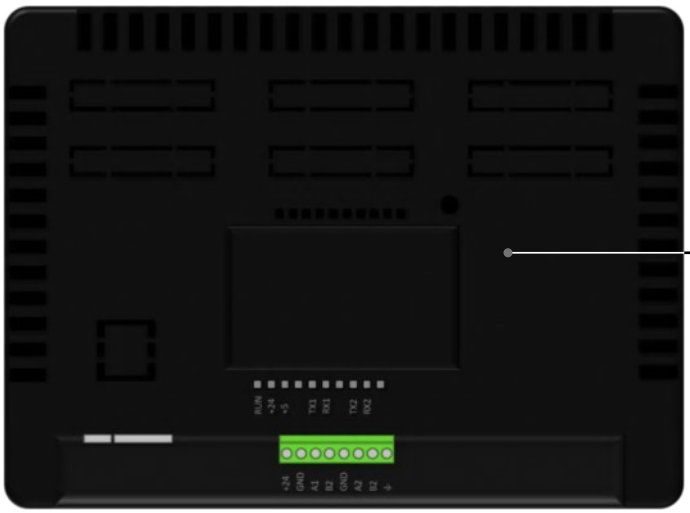

Internal Buzzer

SF-16B Module

Top View

