BISTABLE

SINGLE POLE

S 250 SERIES

BATTERY MASTER SWITCH

SODEREP ECANS



S 250 SERIES

ELECTRICAL & MANUAL CONTROL

- 300 A CONTINUOUS RATING
- ZERO CONSUMPTION IN OFF POSITION

EDITION FT03-25.09.2015

BISTABLE
SINGLE POLE

S 250 SERIES

BATTERY MASTER SWITCH

TECHNICAL DATA

MAIN CHARACTERISTICS	
Rated voltage	12 / 24 V
Temperature range	- 40 to +85 °C
Housing material	PBT glass filled
Housing color	Black
Weight	1000 g
Protection degree (ISO20653)	IP42
Compliant with directive	REACH - 2000/53/CE
Approved according to	ISO10133

POWER CIRCUIT	
Continuous rating	300 A
Overload	1500 A (15 s)
Max DC voltage	16 / 32 V
Terminals size	M10
Contact resistance	<1 mΩ
Terminals length	10 mm
Tightening torque	14N.m±20%
Terminals material	Silver plated copper

CONTROL CIRCUIT	
Voltage range	10.5 - 16 V / 18 - 32 V
Control signal	Monostable
Switching current	10 A - 12 V / 7.3 A - 24 V (200 ms)
Idle current in OFF position	0 mA
connection	6 wires cable

AUXILIARY CONTROL	
Type	Manual

AUXILIARY CIRCUIT	
Type	Status feedback (changeover relay)
Continuous rating	100 mA max

PRODUCT SELECTION

P/N	VOLTAGE	POLARITY
202312	12 V	+ CUT-OFF
202313	24 V	+ CUT-OFF
202314	24 V	GND CUT OFF
202315	12 V	GND CUT OFF

On request: specific technical demand can be studied

MOUNTING INTERFACE

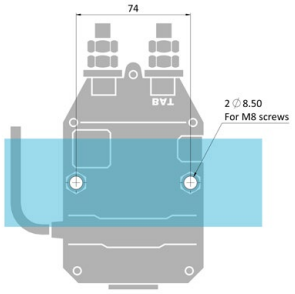

Screwing torque M8 : 10N.m ±10%

DIMENSIONS

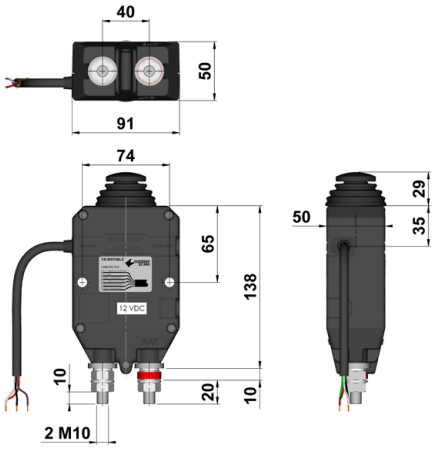

ACCESSORIES



202170
S 700 SERIES
One pole switch



202326
713 SERIES
Cabling kit
for control switch

EDITION FT03-25.09.2015
Information & photos are not contractual and can be modified without advance notice. Consult VIATEMIS for latest specifications. All rights of VIATEMIS are reserved

contact@viatemis.com
www.viatemis.com
125, route de Paris
03410 Saint-Victor - FRANCE
Tel. +33(0)4 70 08 26 00
VIATEMIS
TEMIS Solutions Group

BISTABLE
SINGLE POLE

S 250 SERIES

BATTERY MASTER SWITCH

ELECTRICAL DIAGRAM

202312 | 202313

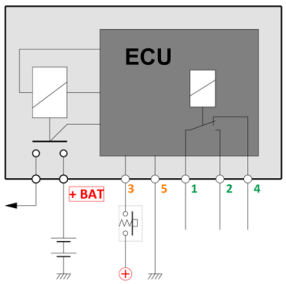

202314 | 202315

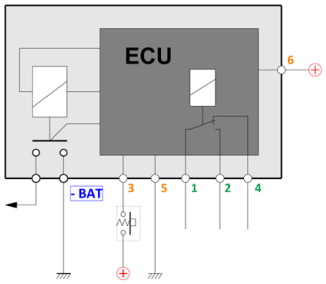

WIRE SECTION	NUMBER	WIRE COLOR	CABLING	
1²	3	Brown	Control	ON-OFF control input +BAT
	6	yellow		Micro relay external supply (only P/N 202314 & 202315)
	5	Green		GND
	1	White	Status feedback	Contact state feedback: common
	2	Grey-black		Contact status feedback: ON
	4	Red		Contact status feedback: OFF

⚠ NOT SUITABLE FOR REGULAR SWITCHING UNDER LOAD

EDITION FT03-25.09.2015
Information & photos are not contractual and can be modified without advance notice. Consult VIATEMIS for latest specifications. All rights of VIATEMIS are reserved

contact@viatemis.com
www.viatemis.com
125, route de Paris
03410 Saint-Victor - FRANCE
Tel. +33(0)4 70 08 26 00
VIATEMIS
TEMIS Solutions Group