DATASHEET NM12-120

Introduction

Anda NM (33Ah-250Ah) series is designed for standby use with 10-year design life in float service. The series battery is featured of high consistency, excellent performance and reliable standby service life. It is widely applied in float service, UPS/EPS, medical equipment, telecom, photovoltaic, control system and security system.

Battery Features

- ○ Absorbent Glass Mat (AGM) Technology for efficient gas recombination of up to 99% maintenance free and fixed orifice plate pasting technology
- ○ Low self-discharge
- ○ Fully tank formed plates
- ○ Low impurity electrolyte
- ○ Flame retardant ABS casing with UL94-V0 is available upon request.
- ○ Very high purity lead

Battery Picture & Terminal Layout

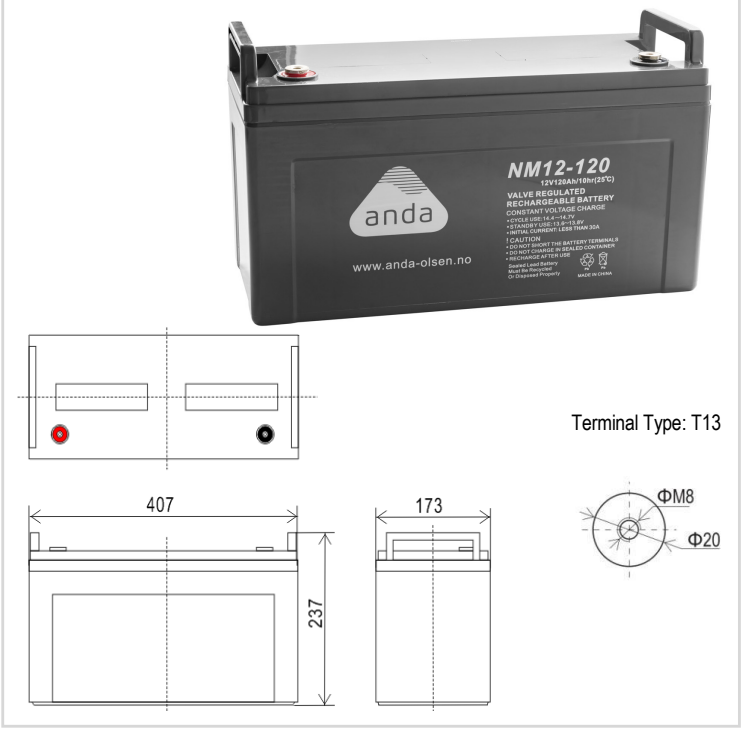

Electrical Specification

Design floating Life @ 25°C (77°F)	10 years
Nominal Capacity @ 25°C /77°F	
20 hour rate 6.24A to 1.75Vpc	124.8 Ah
10 hour rate 12.17A to 1.75Vpc	121.7Ah
Internal Resistance	
(Fully charged battery @ 25°C /77°F)	5mΩ
Max. Discharge Current @ 25°C /77°F	1200 A (5S)
Charge Methods: Constant voltage charge @ 25°C /77°F	
Cycle Use	14.7 ~ 14.9V
Max. Current	35 A
Standby Use	13.6 - 13.8V
Operating Temperature Range	-30 ~ 50°C

Notes: battery voltage must be adjusted according to temperature. Please refer to our recommendation.

Self-Discharge

3% of capacity declined per month @ 25°C (77°F).

Dimension & Weight

Dimension (± 2mm)				Weight (± 2%)
Length	Width	Height	Total Height	
407 mm	173 mm	209 mm	237 mm	34.5 kg
16.0 inch	6.8 inch	8.2 inch	9.3 inch	76.1 lbs

Typical Applications

○ Telecommunications ○ Power Utility ○ Data Center ○ UPS & EPS

Certificates

Constant Current Discharge (Amperes @ 25°C /77°F)

V/cell	10min	15min	20min	25min	30min	35min	40min	45min	50min	55min	1hr	2hr	3hr	4hr	5hr	10hr	20hr
1.60	270.4	206.4	178.3	150.2	127.1	120.6	112.5	105.0	98.20	92.29	87.22	47.29	35.05	28.54	23.34	12.47	6.30
1.65	256.7	196.0	170.2	144.5	123.7	117.4	109.7	102.6	96.20	90.70	86.04	46.37	34.38	27.95	22.80	12.41	6.30
1.70	246.1	187.9	163.5	139.1	119.7	113.5	106.1	99.3	93.21	88.01	83.67	44.81	33.58	27.29	22.26	12.29	6.30
1.75	234.8	179.2	156.2	133.2	115.2	109.2	102.3	96.0	90.41	85.71	81.89	43.57	32.85	26.69	21.78	12.17	6.24
1.80	222.6	170.0	148.5	127.1	110.7	104.9	98.3	92.4	87.21	82.92	79.52	42.00	32.06	26.03	21.24	11.85	6.18

Constant Power Discharge (Watts/cell @ 25°C /77°F)

V/cell	10min	15min	20min	25min	30min	35min	40min	45min	50min	55min	1hr	2hr	3hr	4hr	5hr	10hr	20hr
1.60	469.5	358.4	315.4	272.4	237.5	225.9	209.8	195.1	181.3	169.8	159.0	87.42	66.26	53.92	44.40	24.88	13.13
1.65	452.9	345.7	304.9	264.0	231.2	219.9	204.5	190.3	177.1	166.2	156.1	85.64	65.65	53.32	43.80	24.64	13.13
1.70	435.4	332.4	293.5	254.7	223.8	212.9	198.3	184.9	172.5	162.4	153.1	83.58	64.43	52.39	43.14	24.16	12.95
1.75	416.5	317.9	281.3	244.6	215.9	205.3	191.5	178.8	167.4	158.0	149.5	80.92	62.60	51.10	42.37	23.98	12.71
1.80	396.1	302.3	268.0	233.7	207.4	197.2	184.1	172.2	161.6	153.0	145.4	78.06	60.96	49.82	41.41	23.74	12.60

ANDA-OLSEN AS
Blindheim Industrivei 2E

NO-6020 Aalesund
Norway

Tel +47 70 17 89 70
Fax +47 70 17 89 71

post@anda-olsen.no
www.anda-olsen.no

Org.nr.
NO 935692113 MVA

Graphs

Charge Characteristic Curve

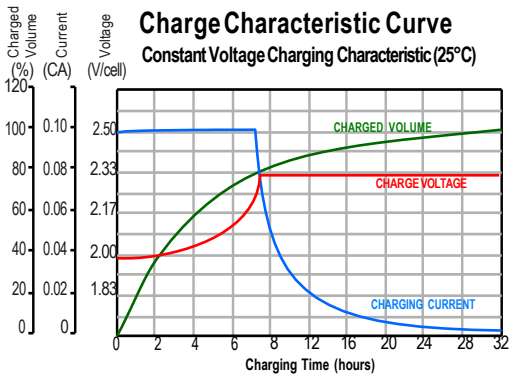

Discharge Characteristic (25°C)

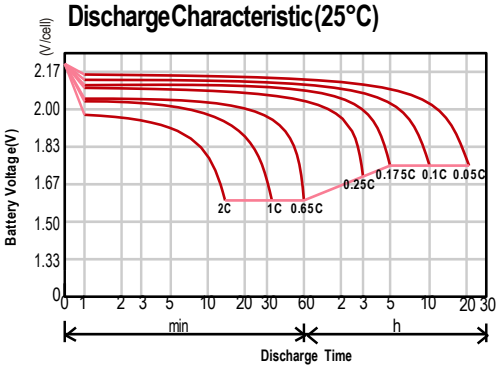

Temperature Effects On Float Life

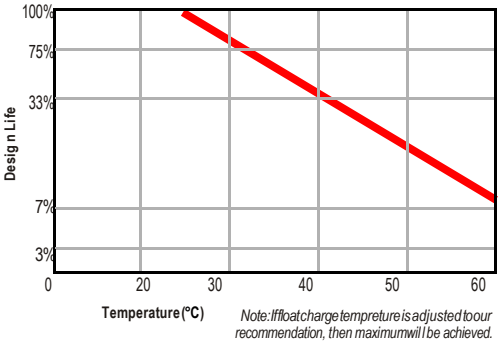

Cycle Service Life V.S. Depth Of Discharge

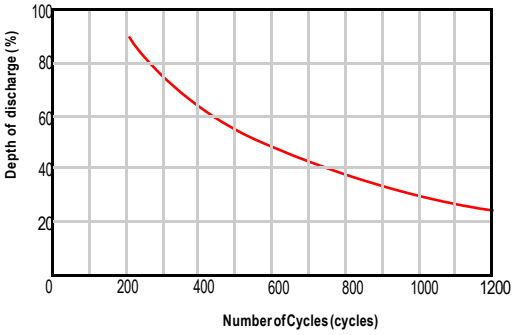

Charging Voltage V.S. Temperature

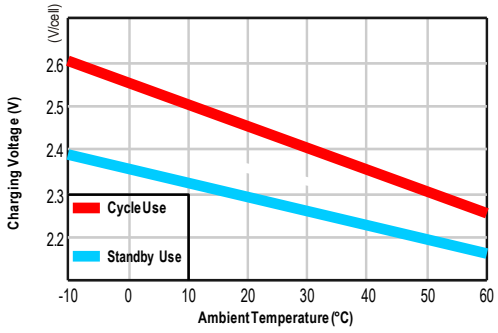

Self-Discharge Characteristic

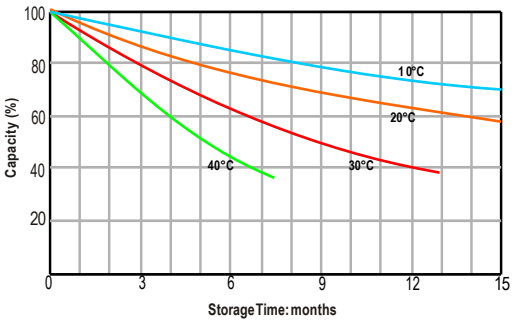

Life Characteristics Of Standby Use

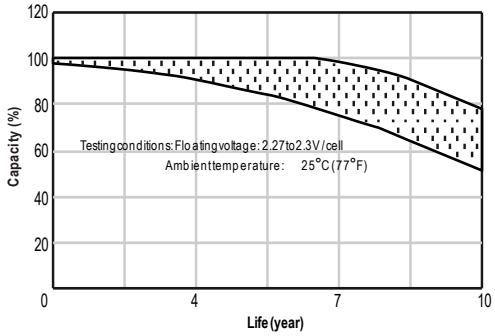

Temperature Effects On Capacity

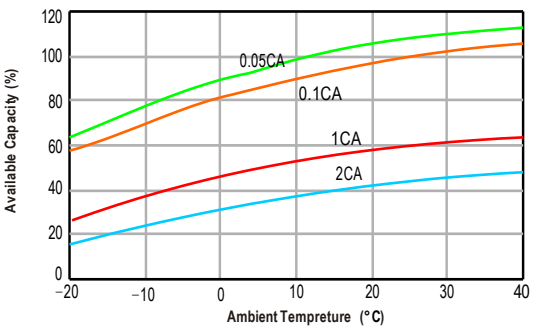

ANDA-OLSEN AS
Blindheim Industrivei 2E
NO-6020 Aalesund
Norway
Tel +47 70 17 89 70
Fax +47 70 17 89 71
post@anda-olsen.no
www.anda-olsen.no
Org.nr.
NO 935692113 MVA